

Material:

Housing: 30% Glass filled PBT UL94V-0.
Contacts: Phosphor Bronze.
Plating: Gold plated over nickel.
 Tin plated over nickel.

Electrical Characteristics:

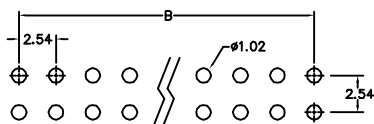
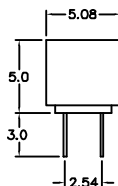
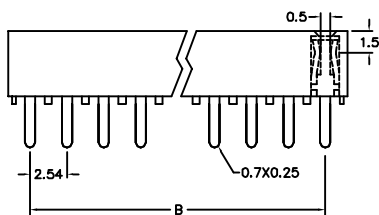
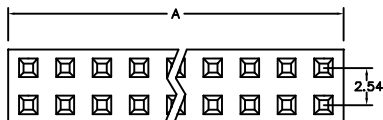
Current Rating: 1 AMP.
Insulator Resistance: 5000MΩmin. at DC 500V.
Contact Resistance: 20mΩmax. at DC 100mA.
Operating Temperature: -55°C ~ +105°C.

Mechanical Characteristics:

Insertion Force: 160g avg. (0.64mm sq. pin)
Withdrawal Force: 120g avg. (0.64mm sq. pin)

Features:

- * Available in Straight.
- * Low profile 5.0mm (0.197”).
- * Mates with 0.64mm (0.025”) square pin.
- * Dual beam contacts offer ultimate performance.



P.C. Board Layout

Position	6 Thru 80
Dimension	
A	2.54 X No. of Positions /2+0.5
B	2.54 X No. of Positions /2-2.54

Ordering information

PS01- 2 40 1 1
 Series Double Row No. of Pin Per Row 1: Gold Plated 1: Straight
 2: Tin Plated